


# MACK

## S462

46,000 LBS [20 900 kg]

### BOGIES



### DETAIL SPECIFICATIONS

#### REAR AXLES

#### MAKE: MACK

**Axle Model** ..... **S462**  
**Capacity, Pounds** ..... 46,000 [20 900 kg]  
**Creep Rating**  
 (max. 5% mileage @5 mph), Pounds ..... 65,000 [29 500 kg]  
**Gross Combination Weight Rating:**  
*See MackTraq for specific GVW/GCW ratings per Carrier Application Guidelines. Failure to follow these guidelines may void Mack's Carrier Warranty.*

	<u>Turnpike</u>	<u>Paved</u>
w/Std. CRDPC92 - CRD93 Up to:	155,000	130,000
	[70 300 kg]	[58 900 kg]
w/Opt. CRDP202 - CRD203 Up to:	200,000	170,000
	[90 700 kg]	[77 100 kg]

#### Carriers

**Type**  
 Standard ..... Dual Reduction Top Mounted with Inter-Axle Power Divider & 4 Pinion Closed Differential  
 Optional . Air Assisted Inter-Axle Power Divider Lockout  
 Optional (CRD921-931, CRD2021-2031) ..... Interwheel Power Divider  
 Standard ..... Iron - CRDPC92 - CRD93  
**Available Ratios:**  
 3.86; 4.17; 4.42; 4.64; 5.02; 5.32; 5.55; 5.73;  
 5.88; 6.06; 6.34; 6.56; 7.00; 7.49; 8.27; 9.10

*Due to application variations (engine power/torque, transmission, tire size and duty cycle) some ratios may not be acceptable for GCW/GVW ratings listed.*

**Optional** ..... Iron - CRDP202 - CRD203  
**Available Ratios:**  
 3.63; 3.94; 4.35; 4.73; 5.02;  
 5.46; 5.95; 6.41; 7.08; 8.37

*Due to application variations (engine power/torque, transmission, tire size and duty cycle) some ratios may not be acceptable for GCW/GVW ratings listed.*

#### Carriers (Continued)

**Oil Capacity, Pints** ..... Carrier Bowl, Each 26 [12.3L]  
**Bevel Gear Compartment, Each Carrier**  
 92/93, 921/931) ..... 8 [3.8L]  
 (202/203, 2021/2031) ..... 8.5 [4.0L]  
**Inter-Axle Power Divider**  
 (92/921) ..... 1.0 [0.5L]  
 (202/2021) ..... 1.5 [0.7L]  
**Drain Plugs** ..... Magnetic

**Axle Housing, Type** ..... Cast Ductile Iron with Forged Spindles Pressed Into Housing  
**Spindle, Induction Hardened Inner Journal**  
**Diameter** ..... Inner Bearing 3.75" [95 mm]  
 Outer Bearing 3.25" [83 mm]  
 Spindle Bore 2.52" [64 mm]

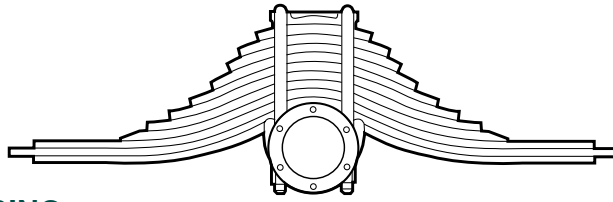
**Axle Shafts, Type** ..... Integral Flange  
**Material** ..... Induction Hardened Chromium Molybdenum Steel  
**Body Diameter** ..... 1.890" [48 mm]  
**Diameter over Splines** ..... 2.200" [56 mm]  
**Splines, Number & Type** ..... 43-Involute

**Brakes Service Brake**  
**Type** ..... "S" Cam  
**Manufacturer** ..... Meritor  
**Actuation** ..... Air  
**Lining Size, Diameter** ..... 16.5" [419 mm]  
**Width** ..... 7" [178 mm]  
**Lining Thickness** ..... 0.85" [22 mm]  
**Lining Area, Total** ..... .880 in<sup>2</sup> [5 677 cm<sup>2</sup>]  
**Chamber Size—Sq. In. Per Wheel** ..... 1 @ 30 [194 cm<sup>2</sup>]  
**Slack Adjuster Length** ..... 5.5" to 6" [140 to 152 mm]  
**Brake Adjustment** ..... Self Adjusting  
**Parking Emergency Brake** ..... Spring Loaded Chamber

**Auxiliary Spring Brake**  
**Type** ..... Spring Loaded Chambers (Double Diaphragm Type)  
**Spring Release** ..... Mechanical  
**No. of Units** ..... Four (One Unit per Wheel)




**SUSPENSIONS**



**MULTILEAF CAMEL-BACK SPRING**

<b>MACK Unit Symbol</b> .....	<b>SS462</b>
Capacity (Ground Load Rating) .....	46,000 [20 900 kg]
Load Centers .....	50" [1 270 mm] 55" [1 397 mm]
Spring centers (Chassis Width) .....	39" [991 mm]
Spring Width .....	4" [102 mm]
No. of Leaves & Thickness:	
Load Centers .....	50" [1 270 mm]      55" [1 397 mm]
Standard Spring .....	10 @ .788" [20 mm]      11 @ .788" [20 mm]
Anti-Sway .....	3 @ .788" [20 mm]      3 @ .788" [20 mm] 7 @ .999" [25 mm]      8 @ .999" [25 mm]
Axle Retention .....	Upper Rubber Shock Insulator in Axle Housing, Lower Rubber Shock Insulator in Cast Iron Housing
Trunnion Bracket & Crossmember .....	One Piece Fabricated Steel with Integral Spindle & Collar Assembly
Spindle .....	Solid
Bushing .....	Standard - Bronze Optional - Urethane
Torque & Propulsion .....	Horizontal Torque Rods and Springs One Transverse Torque Rod on Rear-Most Axle



**WALKING BEAM**

<b>MACK Unit Symbol</b> .....	<b>SW462</b>
Capacity (Ground Load Rating) .....	46,000 [20 900 kg]
Load Centers .....	50" [1 270 mm] Standard 55" [1 397 mm] Optional
Beam Centers (Chassis Width) .....	39" [991 mm]
Beam, Type .....	I-Section
Material .....	Fabricated Steel
Width .....	4" [102 mm] @ ends
Axle Retention .....	Upper Rubber Shock Insulator in Axle Housing, Lower Rubber Shock Insulator in Cast Iron Housing
Trunnion Bracket & Crossmember .....	One Piece Fabricated Steel with Integral Spindle & Collar Assembly
Spindle .....	Solid
Bushing .....	Bronze
Torque & Propulsion .....	Horizontal Torque Rods and Walking Beams One Transverse Torque Rod on Rear-Most Axle

The information in this brochure was accurate as known as of the date of the publication. Illustrations may not be representative of current product. Mack Trucks, Inc. reserves the right to make changes in specifications, equipment or design, or to discontinue models or options without notice at any time.